

BIOLOGY

Section I

Time—1 hour and 30 minutes

53 Multiple-Choice Questions

5 Grid-In Questions

Directions: Each of the questions or incomplete statements below is followed by four suggested answers or completions. Select the one that is best in each case and then fill in the corresponding circle on the answer sheet.

1. Which of the following observations best supports the hypothesis that a large object collided with Earth in a period of time associated with a mass extinction?
 - (A) A species found only in Australia resembles a species found only in North America.
 - (B) An analysis of radiation reaching Earth from outer space suggests that water might have existed on distant planets.
 - (C) A fossil of an extinct species of mammal is found to have morphological characteristics that are similar to those of a living nocturnal mammal.
 - (D) Iridium, which is common in meteorites but rare on Earth, is found in sedimentary rock that contains the last appearance of many species in the fossil record.
2. Which of the following observations best represents a mutualistic relationship?
 - (A) Some bacteria and fungi obtain their nutrients by enzymatically digesting larger organisms.
 - (B) Chloroplasts in green algae provide sugars for use in cellular metabolism.
 - (C) Hermit crabs utilize empty sea snail shells to protect themselves from predators.
 - (D) Flowers produce nectar that bees gather to make honey, and in the process the bees pollinate the flowers.

3. A blue-flowered African violet of unknown ancestry self-pollinated and produced 50 seeds. These seeds germinate and grow into flowering plants. Of these plants, 36 produce blue flowers and 14 produce pink flowers. What is the best explanation for the pink-flowered offspring?

(A) Blue flowers are incompletely dominant to pink flowers.

(B) Pink flower color is a trait recessive to blue flower color.

(C) Pink flower color is the result of somatic mutations in the flower color gene.

(D) A previous generation of the blue-flowered parent must have included 50 percent pink-flowered plants.

4. While there is only one species of Galápagos Island tortoise, there are several subspecies. Larger islands with more wet highlands have lush vegetation near the ground. Tortoises there tend to have high-domed shells and shorter necks, which restrict upward head movement. They also have shorter limbs. They are the heaviest and largest of the subspecies.

Smaller, drier islands are inhabited by tortoises with longer necks and limbs and with shells that are elevated above the neck, which allow them to browse taller vegetation.

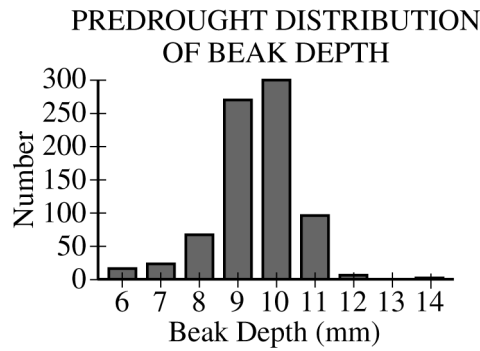
Based on the information given, which of the following is a plausible explanation for the ancestry of the tortoise subspecies?

(A) The subspecies share a recent common ancestor whose neck length, shell shape, and leg length were intermediate between the two subspecies.

(B) The tortoises with shorter legs and necks were most easily preyed on as young animals by the rats that were introduced, so they survived only on a few islands.

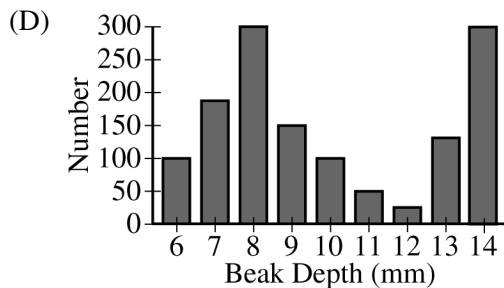
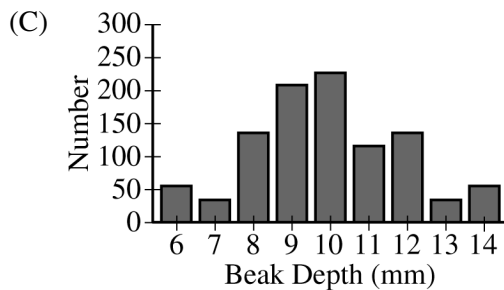
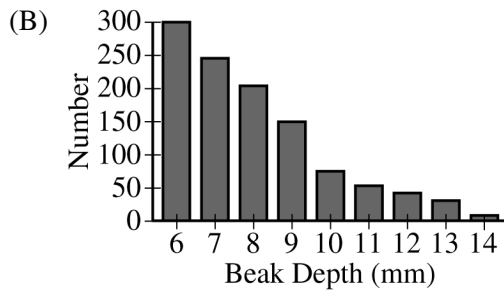
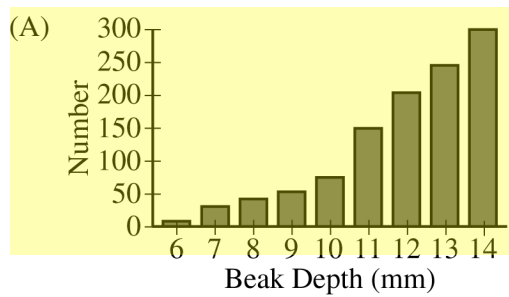
(C) Random mutations coupled with the inheritance of acquired characteristics resulted in distinct subspecies.

(D) Individuals with different adaptations in shell shape and leg length best exploited the food resources and left more surviving offspring on each island.



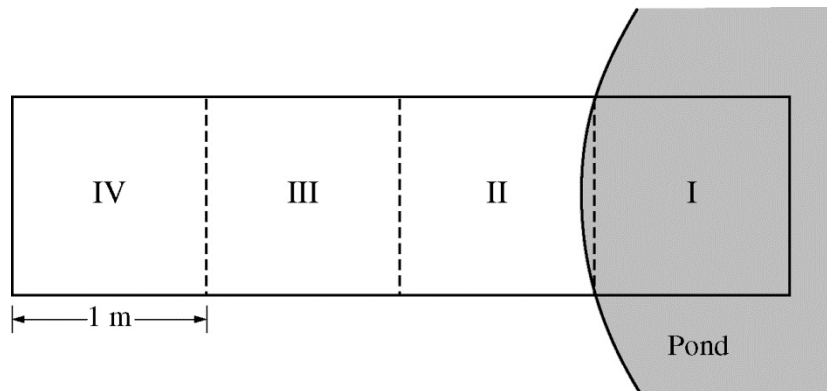
5. The graph above shows the distribution of beak depth in a finch population that had been living on an island under conditions of normal rainfall. During a subsequent drought, the small seeds normally eaten by the finches were less available. Most of the available seeds were large seeds that could be eaten most easily by finches with deep beaks.

Which of the following graphs best predicts the distribution of beak depth in the finch population after several years of drought?



Questions 6-10

Researchers investigated the habitat preferences of two species of garter snakes, *Thamnophis sirtalis* and *Thamnophis atratus*. To create a choice chamber, the researchers built a meshed enclosure and positioned one end of the enclosure at the edge of a small pond. Zone I of the enclosure was located in the water, whereas zone IV of the enclosure was located 2–3 meters away from the water, as represented in the figure below. Snakes inside the enclosure were able to move freely between zones.



In a series of experiments, the researchers introduced a single snake into zone IV of the enclosure at 7:00 A.M. The researchers recorded the location of the snake at six time points throughout the day. In a related experiment, the researchers introduced two snakes, one of each species, into the enclosure at the same time and observed the location of each of the two snakes at the same six time points as before. The researchers repeated both the one-snake and two-snake experiments using different individual snakes of each species. The results are presented in the table.

ZONES MOST FREQUENTLY OCCUPIED BY GARTER SNAKES IN A MESHED ENCLOSURE

Time of Day	Species Introduced Inside the Meshed Enclosure			
	<i>T. atratus</i> Only	<i>T. sirtalis</i> Only	<i>T. atratus</i> and <i>T. sirtalis</i>	
	Zone Most Frequently Occupied by <i>T. atratus</i>	Zone Most Frequently Occupied by <i>T. sirtalis</i>	Zone Most Frequently Occupied by <i>T. atratus</i>	Zone Most Frequently Occupied by <i>T. sirtalis</i>
8:00 A.M.	I	II	III	II
10:00 A.M.	II	I	II	II
12:00 P.M.	I	I	III	I
2:00 P.M.	I	I	IV	I
4:00 P.M.	II	I	IV	I
6:00 P.M.	II	II	IV	I

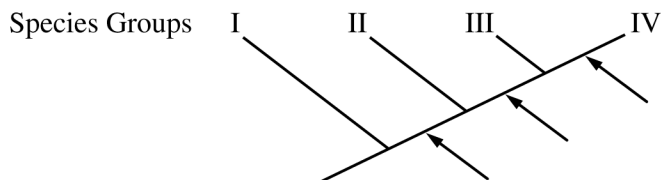
6. Based on the data in the table, which of the following best describes the habitat preference of *T. atratus* when introduced alone inside the meshed enclosure?
- (A) *T. atratus* exhibited equal preferences for all four zones.
 - (B) *T. atratus* exhibited a preference for the zones in or near water.
 - (C) *T. atratus* exhibited a preference for the zones most distant from the water.
 - (D) *T. atratus* exhibited a preference to remain within the zone in which it was initially introduced.
7. Based on the data in the table, which of the following best predicts the results of a study in which natural populations of *T. atratus* and *T. sirtalis* are observed together in an environment that includes a freshwater pond?
- (A) Neither *T. atratus* nor *T. sirtalis* will be observed near the water.
 - (B) *T. atratus* will be observed near the water whether or not *T. sirtalis* is present.
 - (C) *T. sirtalis* will be observed near the water whether or not *T. atratus* is present.
 - (D) *T. atratus* and *T. sirtalis* will be observed together near the water.
8. Which of the following additions to the experimental design will best help test whether the observed habitat preferences were the result of competition between species?
- (A) Placing two individuals from the same population together inside the enclosure
 - (B) Introducing different types of plants into the enclosure together with the snakes
 - (C) Doubling the number of repetitions for the experimental treatment with *T. atratus* alone
 - (D) Repeating the investigation with an enclosure that is twice as long as the original
9. The researchers discovered that both species of garter snakes feed almost exclusively on amphibians found in or near the pond. Based on the results of the investigation, which of the following is most likely to occur if the amphibians become a limited source of food?
- (A) Individuals of *T. atratus* will no longer prefer to be near the water.
 - (B) *T. sirtalis* will shift its food preference to herbivory.
 - (C) The reproduction rate of *T. sirtalis* will increase.
 - (D) The population size of *T. atratus* will decrease.
10. Both species of garter snakes prey on the California newt, *Taricha torosa*, a small amphibian that produces a potent neurotoxin (TTX) in its skin. However, neither species of garter snake is affected by TTX. The resistance to TTX is associated with mutations in the *SCN4A* gene. Which of the following best supports a claim that TTX resistance arose independently in *T. atratus* and *T. sirtalis*?
- (A) The stomach contents in fossils of both species include the remains of food items that contained TTX.
 - (B) Both species of snakes possess the *SCN4A* gene.
 - (C) The two species of snakes have different genetic mutations in the *SCN4A* gene.
 - (D) *T. atratus* and *T. sirtalis* are sister species that share many of the same morphological features.

11. Which of the following statements best describes how a growth factor stimulates cell division from outside a cell?

- (A) The growth factor binds to other cells in the same area and holds them together to form a large, multicellular structure.
- (B) The growth factor binds to receptors on the cell surface, initiating a signal transduction pathway that activates specific target genes.
- (C) The growth factor binds to sugar molecules in the extracellular fluid and provides them to the cell as a source of energy.
- (D) The growth factor binds to phospholipids in the plasma membrane, creating a channel through which substances enter the cell.

Plant Species	Derived Characters		
	Vascular Tissue	Seeds	Flowers
P	+	+	+
Q	–	–	–
R	+	+	–
S	+	+	+
T	–	–	–
U	+	–	–
W	+	–	–

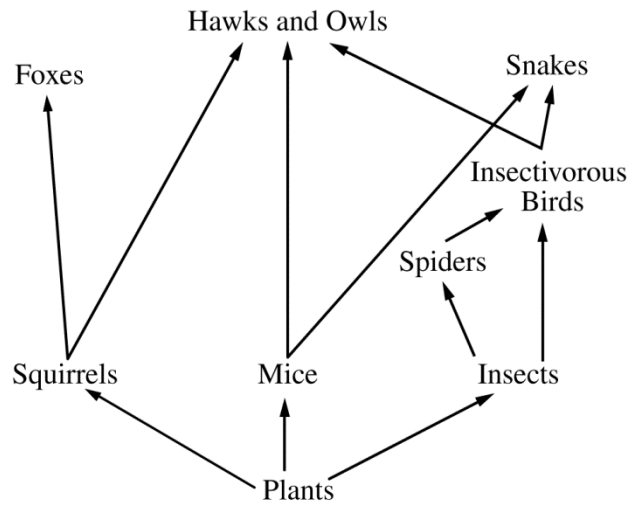
12. The table above shows the presence (+) or absence (–) of three different derived characters (vascular tissue, seeds, and flowers) for several selected plant species. The cladogram below was created based on the information in the table to represent groups of related species. The presence of the derived characters is indicated with arrows.



Group IV of the cladogram most likely includes which of the following species?

- (A) P and S only
- (B) Q and T only
- (C) R and W only
- (D) U and W only

FOOD WEB IN A PARTICULAR
MEADOW COMMUNITY



13. Which of the following changes to the environment will most likely lead to more energy entering the meadow community represented above?
- (A) Increasing the number of nesting sites for hawks and owls
 - (B) Removing squirrels from the area
 - (C) Increasing the light available to the plants
 - (D) Applying a chemical pesticide that is specific for spiders

Questions 14-17

Stickleback fish are found in both marine and freshwater habitats. The marine fish have no scales but have hardened, armorlike plates along their sides. The plates are thought to protect sticklebacks from certain predators.

In the late 1980s, sticklebacks from a marine population colonized Loberg Lake, a freshwater lake in Alaska. Starting in 1990, researchers sampled fish from the lake every four years and recorded the armor-plate phenotypes of the male sticklebacks in each sample. The armor-plate phenotypes were categorized as either complete (plates extending from head to tail), partial (plates extending from head to abdomen), or low (a few plates near the head only). The results are shown in the table below.

ARMOR-PLATE VARIATION IN THE STICKLEBACK
POPULATION OF LOBERG LAKE

Year	Percent of Males in the Sample with Each Armor-Plate Phenotype		
	Low	Partial	Complete
1990	1%	2%	97%
1994	45%	14%	41%
1998	58%	16%	26%
2002	76%	15%	9%
2006	90%	6%	4%

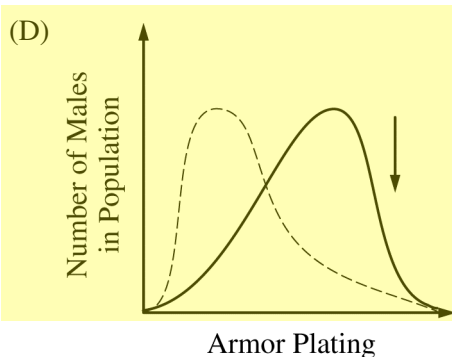
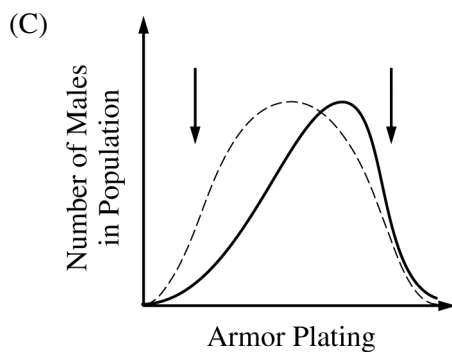
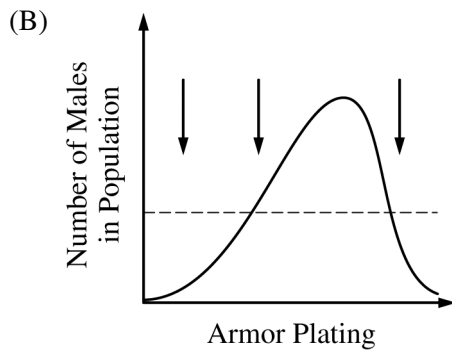
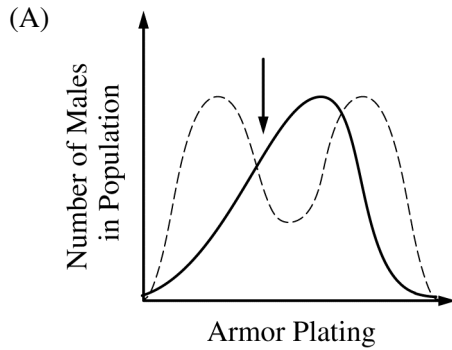
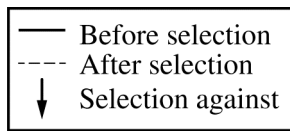
14. Which of the following is an independent variable in the investigation?

- (A) Year in which the sample was collected
- (B) Salinity of the water in Loberg Lake
- (C) Size of the stickleback population
- (D) Percent of males with each armor-plate phenotype

15. To evaluate the reliability of the results, it would be best to know which of the following?

- (A) The surface area of Loberg Lake
- (B) The number of males in each sample
- (C) The average daily temperature of Loberg Lake
- (D) The age of the sticklebacks in each sample

16. Which of the following graphs best represents the type of selection most likely operating in the stickleback population of Loberg Lake?



Unauthorized copying or reuse of
 any part of this page is illegal.

17. Which of the following best explains the changes in the phenotype frequencies of the stickleback population in Loberg Lake?

- (A) Predation in the marine environment is different from predation in Loberg Lake.
- (B) Marine predators and sticklebacks both colonized Loberg Lake.
- (C) Sticklebacks with the partial armor-plate phenotype have the highest rate of reproduction and survival.
- (D) The population of sticklebacks in Loberg Lake is subject to genetic drift.

GO ON TO THE NEXT PAGE.

18. Intact cells of two unknown cell types were placed into solutions with different concentrations of NaCl. Type I cells swelled and burst in the solution with the lowest concentration of NaCl. Type II cells swelled but did not burst in the solution with the lowest concentration of NaCl.

Which of the following descriptions of cell type I and cell type II are most consistent with the data?

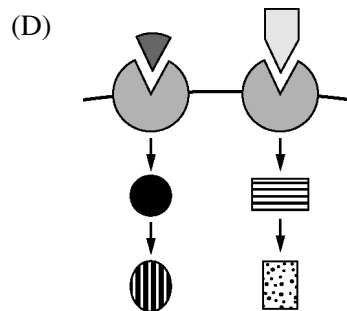
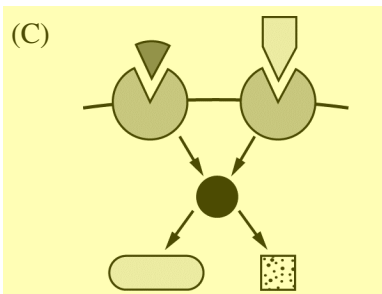
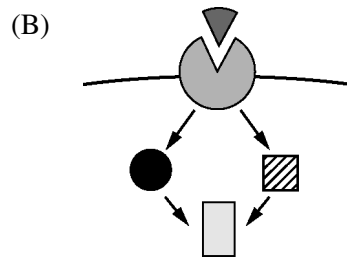
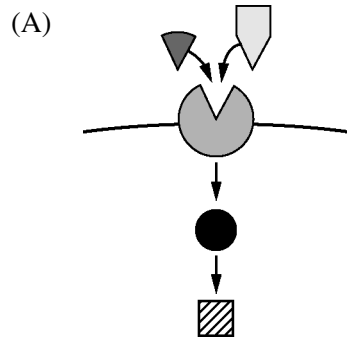
	Cell Type I	Cell Type II
(A)	Animal cell surrounded by a plasma membrane only	Plant cell surrounded by a plasma membrane and a cell wall
(B)	Plant cell surrounded by a plasma membrane only	Bacterial cell surrounded by a cell wall only
(C)	Plant cell surrounded by a plasma membrane only	Animal cell surrounded by a plasma membrane and a cell wall
(D)	Animal cell surrounded by a cell wall only	Bacterial cell surrounded by a plasma membrane only

19. In an experiment, a scientist isolates mitochondria from living cells and suspends them in two different buffered solutions. One solution is maintained at pH 4, while the other solution is maintained at pH 9. The scientist finds that mitochondria in the solution at pH 4 continue to produce ATP but those in the pH 9 solution do not.

The results of the experiment can be used as evidence in support of which of the following scientific claims about mitochondrial activity?

- (A) Mitochondria in a cell-free environment are unable to convert thermal energy into ATP.
- (B) The electron transport chain pumps electrons from the cytosol to the mitochondrial matrix.
- (C) ATP production in mitochondria requires a hydrogen ion gradient that favors movement of protons into the mitochondrial matrix.
- (D) ATP synthase molecules change their orientation in relation to the proton gradient across the mitochondrial membrane.

20. Which of the following best represents two different signaling pathways that share a second messenger?



21. Eye color in a particular strain of fly is influenced by one gene with two alleles: a dominant allele that results in red eyes and a recessive allele that results in sepia eyes.

A red-eyed female from a true-breeding population is mated with a sepia-eyed male. The F_1 offspring are all red-eyed. The F_1 flies are allowed to interbreed, producing the following in the F_2 generation.

Females: 40 red eyes; 13 sepia eyes

Males: 39 red eyes; 11 sepia eyes

Which of the following best describes the likely mode of inheritance for the eye-color gene?

- (A) The eye-color gene is likely autosomal because males and females have similar phenotype ratios.
- (B) The eye-color gene is likely autosomal because more females have sepia eyes than males do.
- (C) The eye-color gene is likely sex-linked because the males and females have similar phenotype ratios.
- (D) The eye-color gene is likely sex-linked because the males and females display both phenotypes.

Questions 22-25

Tay-Sachs disease is a rare inherited disorder caused by an autosomal recessive allele of the *HEXA* gene. Affected individuals exhibit severe neurological symptoms and do not survive to reproductive age. Individuals who inherit one copy of the allele (Tay-Sachs carriers) typically show no symptoms of the disorder. The frequencies of Tay-Sachs carriers in the general population of North America and in three different subpopulations are presented in the table.

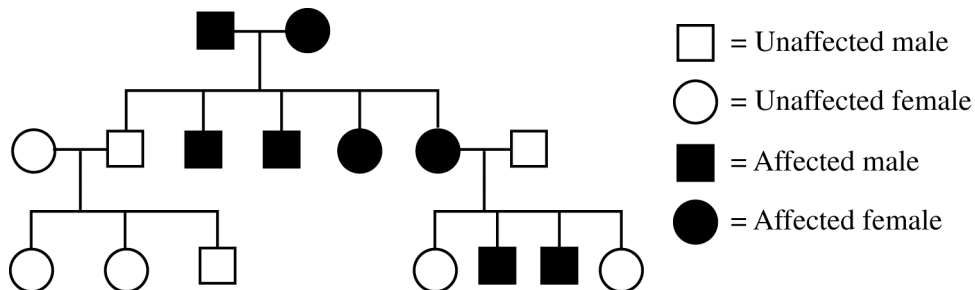
FREQUENCY OF TAY-SACHS CARRIERS
IN DIFFERENT POPULATIONS

Population	Frequency of Tay-Sachs Carriers
General population	0.004
Subpopulation I	0.037
Subpopulation II	0.035
Subpopulation III	0.020

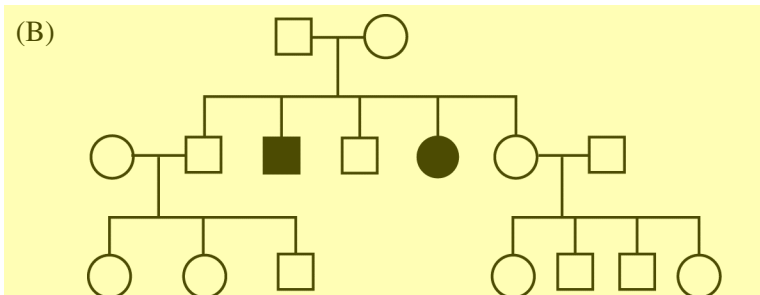
22. Based on the information presented, which of the following best explains the difference in phenotype between Tay-Sachs carriers and homozygous recessive individuals?
- (A) Tay-Sachs carriers received a vaccination that homozygous recessive individuals did not receive.
 - (B) Tay-Sachs carriers inherited an extra chromosome that homozygous recessive individuals did not inherit.
 - (C) Tay-Sachs carriers have access to a critical nutrient that homozygous recessive individuals did not inherit.
 - (D) Tay-Sachs carriers synthesize an essential enzyme that homozygous recessive individuals cannot synthesize.
23. A researcher claims that Tay-Sachs carriers are protected against the infectious disease tuberculosis (TB). Which of the following observations about the annual incidence of tuberculosis in subpopulation II could best be used to support the researcher's claim?
- (A) The incidence of TB in subpopulation II is roughly equal to the incidence of TB in the general population.
 - (B) The incidence of TB in subpopulation II is greater than the incidence of TB in the general population.
 - (C) The incidence of TB in subpopulation II is lower than the incidence of TB in the general population.
 - (D) The incidence of TB in subpopulation II is roughly equal to the incidence of Tay-Sachs disease in the general population.
24. Which of the following is an ethical question about Tay-Sachs disease that cannot be answered using scientific methods?
- (A) Would a difference in the *HEXA* alleles in subpopulations I and II affect the severity of the neurological symptoms?
 - (B) Should genetic testing be required before individuals in subpopulation III are advised to not have children?
 - (C) Could the frequency of Tay-Sachs carriers in subpopulation I be a consequence of a genetic bottleneck?
 - (D) Should a statistical test be used to evaluate whether the general population is in Hardy-Weinberg equilibrium?

25. Which of the following pedigrees most accurately represents a family with a history of Tay-Sachs disease?

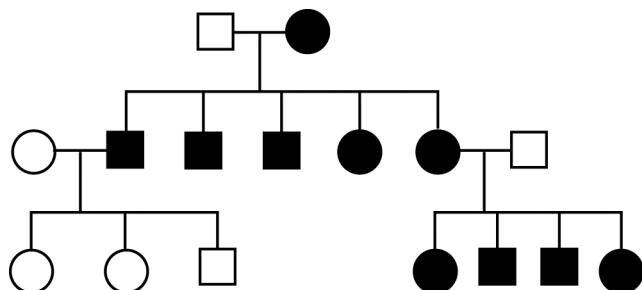
(A)



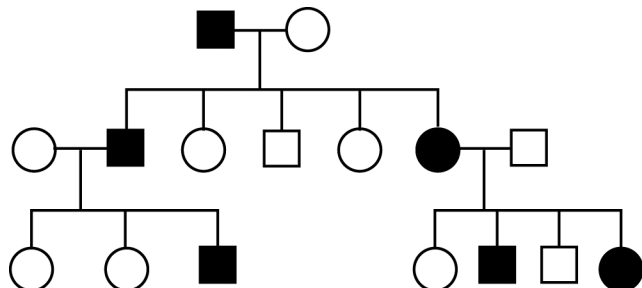
(B)



(C)



(D)

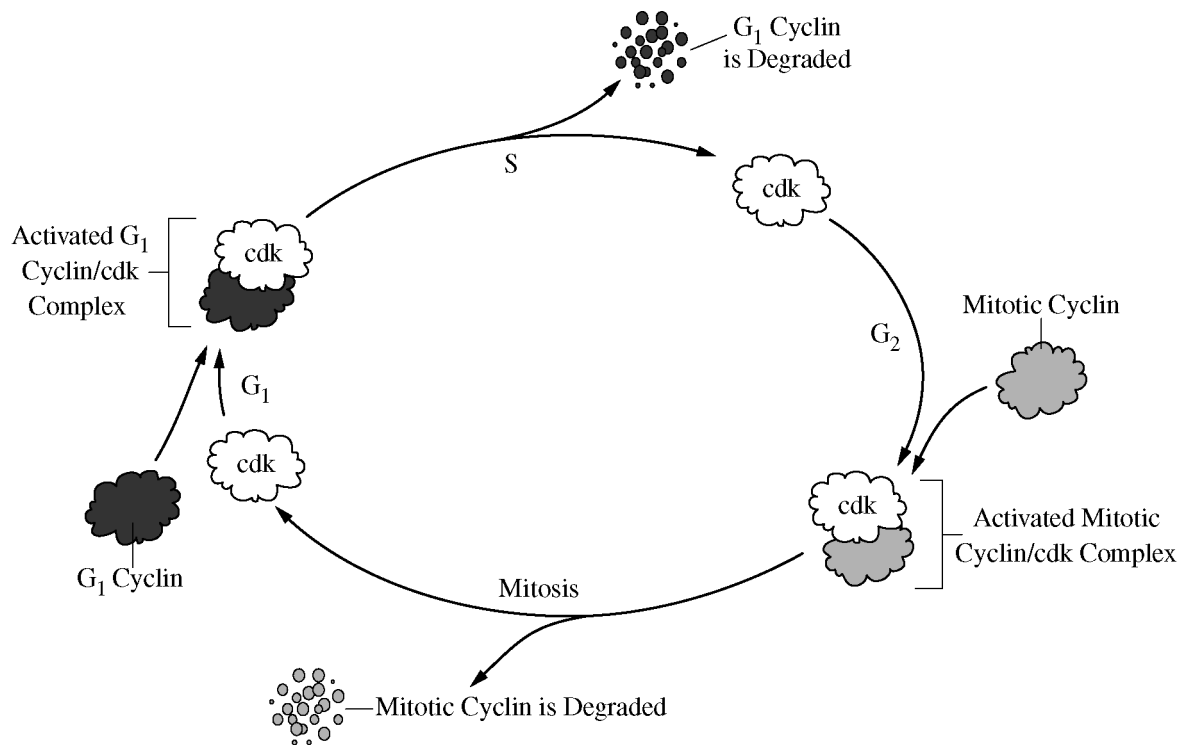


26. Which of the following processes is most likely to occur as a result of an animal cell receiving a signal to initiate apoptosis?

- (A) Ribosomes will translate mRNA to produce proteins.
- (B) Vesicles will release extracellular growth factors via exocytosis.
- (C) Lysosomes will release digestive enzymes into the cytosol.
- (D) Vacuoles will fuse with the cellular membrane.

27. In mammals, an increase in the concentration of sodium in the blood triggers the release of antidiuretic hormone (ADH) from the pituitary gland. As the concentration of sodium in the blood returns to previous levels, the release of ADH from the pituitary gland is reduced. Based on the information presented, which of the following describes the most likely role of ADH in maintaining blood osmolarity?

- (A) ADH promotes an increase in the movement of sodium into the bloodstream.
- (B) ADH promotes an increase in the movement of water into the bloodstream.
- (C) ADH promotes an increase in the excretion of water from the body.
- (D) ADH promotes an increase in the secretion of additional ADH from the pituitary gland.



28. Based on the model of eukaryotic cell cycle regulation shown in the figure, which of the following best describes the effect of a drug that blocks the production of the mitotic cyclin?

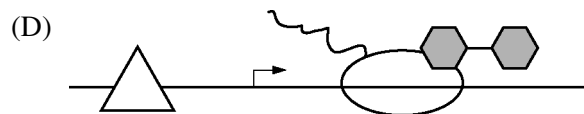
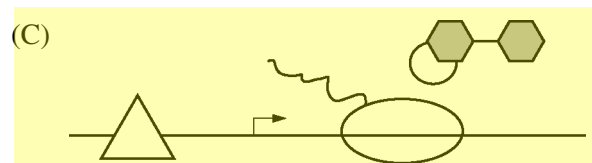
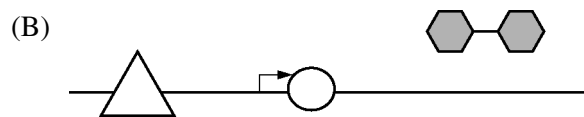
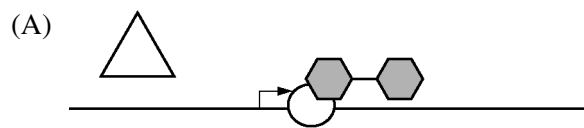
- (A) The cell cycle would proceed uncontrollably, and the cell would become cancerous.
- (B) The G_1 cyclin would functionally replace mitotic cyclin, and the cell would continue dividing normally.
- (C) DNA synthesis would be prevented, and the cell would stop dividing.
- (D) The cell would be prevented from entering mitosis, and the cell would stop dividing.

29. The *lac* operon in *E. coli* consists of genes that code for enzymes necessary for the breakdown of lactose. When lactose is absent, the operon is inactive because a repressor protein binds to a specific site in the *lac* operon. When lactose is present, lactose molecules bind to the repressor protein, causing the repressor protein to dissociate from the binding site. In the absence of glucose (a preferred energy source for bacteria), the protein CAP binds to a regulatory site near the *lac* promoter to activate transcription of the *lac* operon.

The following symbols represent the macromolecules involved in regulation of the *lac* operon.



In the diagrams below, the horizontal line represents the *lac* operon and the bent arrow represents the transcription start site of the *lac* operon. Which of the following diagrams best represents the scenario in which lactose is available to the cell and glucose is absent?



Questions 30-34

Excess intracellular iron is toxic to cells (iron-induced toxicity). Ferritin is an intracellular iron storage protein that binds excess iron. The presence of ferritin can protect cells from iron-induced toxicity.

In an experiment to investigate the effects of dietary iron intake on ferritin synthesis, rats were given food containing different amounts of iron. Subsequently, the levels of ferritin protein in the liver were measured. The results are shown in Figure 1.

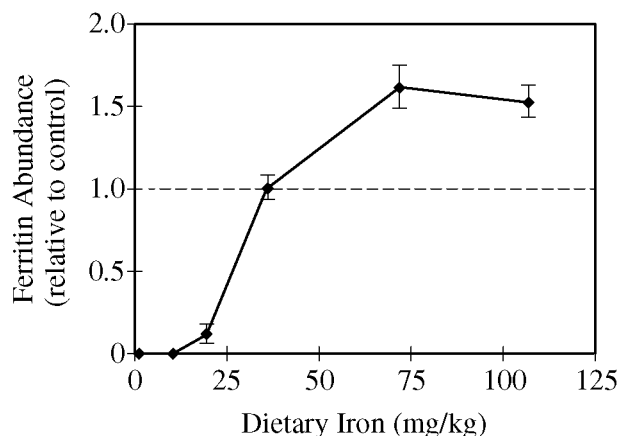


Figure 1. Effects of dietary iron on ferritin levels in rat liver

Based on these and other data, researchers have developed the following model demonstrating how ferritin synthesis is regulated by iron. When iron levels are low, a repressor of translation, iron response protein (IRP), binds to an iron response element (IRE), which is a stem-loop structure near the 5' end of ferritin mRNA. When iron levels are high, intracellular iron binds to the IRP, and the iron-IRP complex dissociates from the IRE, permitting ribosomes to proceed with the translation of ferritin mRNA. Figure 2 represents the model of the regulation of ferritin mRNA translation by iron.

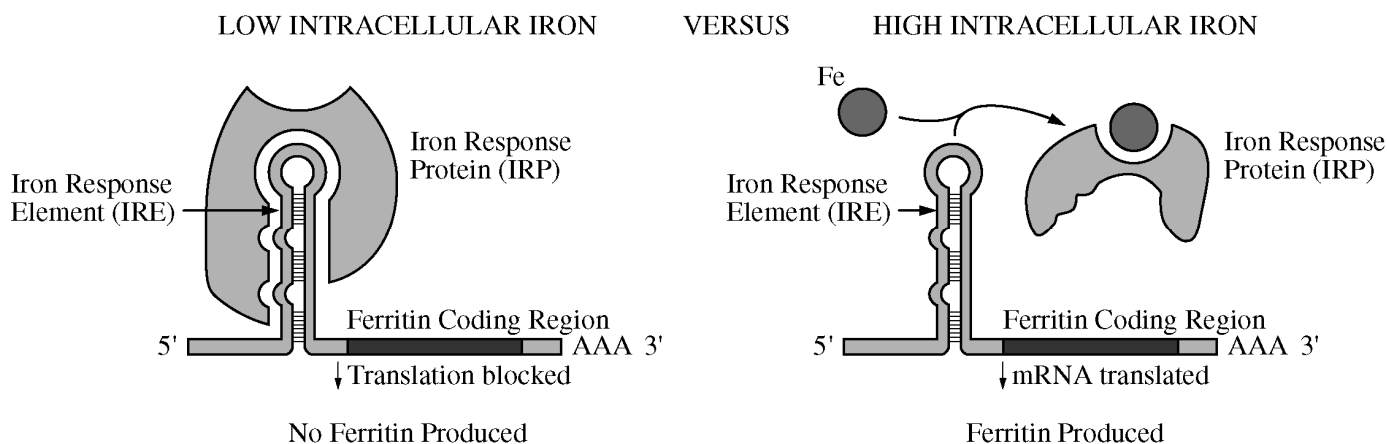
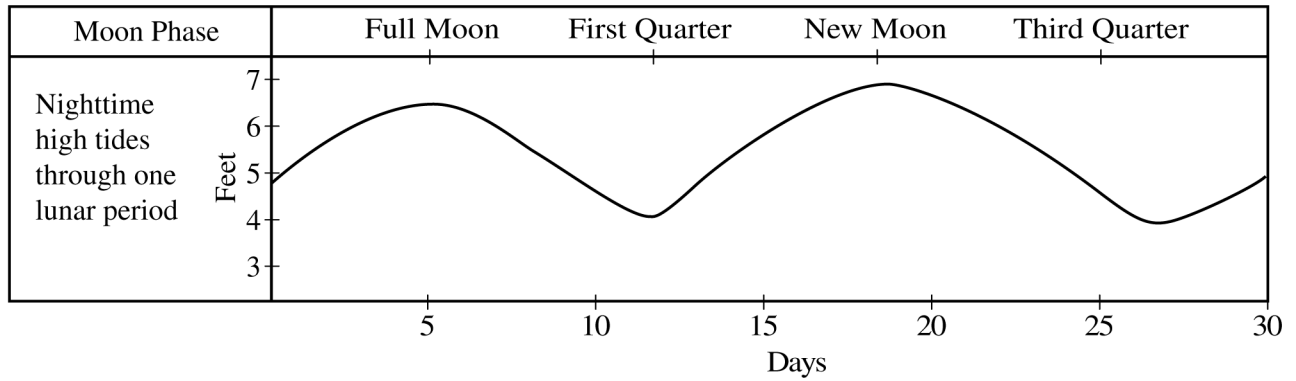


Figure 2. Model of regulation of ferritin synthesis by iron

30. Based on the data in Figure 1, the concentration of iron in the control diet used in the investigation is most likely within which of the following ranges?
- (A) 20–25 mg/kg
 - (B) 35–40 mg/kg
 - (C) 70–75 mg/kg
 - (D) 100–125 mg/kg
31. Which of the following conclusions about dietary iron and ferritin synthesis is best supported by the data in Figure 1 ?
- (A) A dietary iron concentration of 25 mg/kg has no effect on ferritin gene expression compared with the control diet.
 - (B) At a dietary iron concentration of 50 mg/kg, rats make twice as much ferritin as rats fed the control diet do.
 - (C) Maximum activation of ferritin synthesis occurs at dietary iron concentrations of 75 mg/kg or greater.
 - (D) The maximum rate of ferritin absorption from the gut occurs at dietary iron concentrations greater than 75 mg/kg.
32. Based on the model of ferritin synthesis presented in Figure 2, which of the following best describes the mechanism whereby iron most likely regulates ferritin production?
- (A) Translation occurs under low intracellular iron concentration when the IRP recruits ribosomes to the ferritin mRNA.
 - (B) Translation occurs under low intracellular iron concentration when the IRP stabilizes the stem-loop structure in the ferritin mRNA.
 - (C) Translation occurs under high intracellular iron concentration when the IRP-iron complex dissociates from ferritin mRNA, permitting ribosomes access to the ferritin coding region.
 - (D) Translation occurs under high intracellular iron concentration when the IRP-iron complex brings the 5' end of the mRNA closer to the ferritin coding region.
33. Based on the model of ferritin synthesis presented in Figure 2, which of the following describes the role of feedback on the control of intracellular iron levels?
- (A) A decrease in iron levels activates the IRP. The IRP in turn activates iron transport proteins in the cell membrane, thereby returning free iron levels to normal.
 - (B) A decrease in iron levels activates synthesis of ferritin protein. Ferritin protein in turn releases bound iron, thereby returning free iron levels to normal.
 - (C) An increase in iron levels activates the IRP. The IRP in turn binds iron, thereby decreasing both free iron levels and ferritin synthesis.
 - (D) An increase in iron levels activates synthesis of ferritin protein. Ferritin protein in turn binds iron, thereby decreasing both free iron levels and ferritin synthesis.
34. After a search of nucleotide sequence databases, researchers identified an IRE in the 5' untranslated region of a gene encoding aconitase, an enzyme involved in the Krebs cycle. Which of the following pieces of experimental evidence best supports the claim that the synthesis of aconitase is controlled by a mechanism similar to ferritin regulation?
- (A) IRP binds to aconitase mRNA in the presence of iron.
 - (B) The relative amount of aconitase protein increases in the presence of high levels of iron.
 - (C) Oxygen consumption by cells increases in the presence of high levels of iron.
 - (D) The levels of reduced electron carriers, NADH and FADH₂, increase in the presence of high levels of iron.

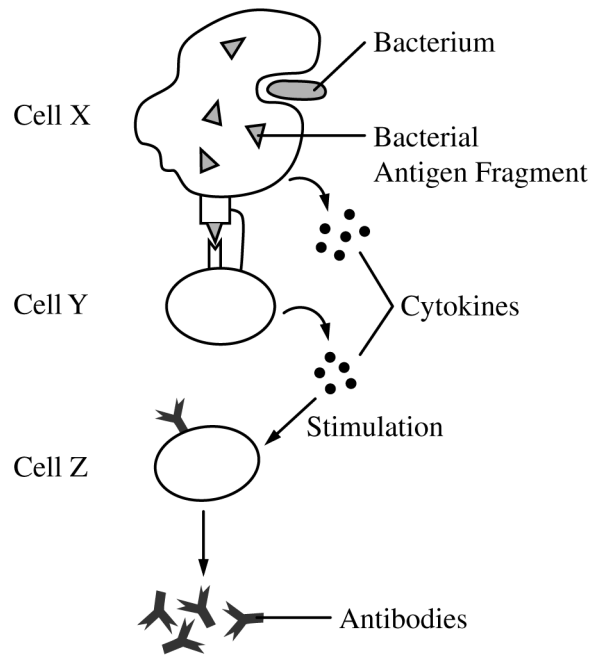
35. Retroviruses have an RNA genome. HTLV-1 is a lysogenic retrovirus that establishes a latent infection in human cells. By which of the following mechanisms does infection by a retrovirus such as HTLV-1 most likely cause long-lasting genetic changes to host cells?
- (A) The host-cell ribosomes translate the viral RNA genome that enters the cell upon initial viral infection.
 - (B) The viral RNA polymerase that transcribes host genes has a high error rate.
 - (C) The RNA viral genome is reverse transcribed into DNA that integrates into the host genome.
 - (D) The RNA viral genome integrates into the host genome.
36. Which of the following best describes the role of mitosis in the cell cycle?
- (A) Distributing replicated chromosomes to daughter nuclei
 - (B) Dividing the cytoplasm to form four gametes
 - (C) Producing organelles and replicating chromosomes
 - (D) Exchanging genetic material between homologous chromosomes
37. A researcher hypothesizes that RNA molecules were present in the most recent common ancestor of all living organisms. Which of the following scientific questions would best test the hypothesis?
- (A) Is it possible to produce an RNA polymer in a laboratory setting?
 - (B) How many distinct functions can a particular RNA molecule perform in a cell?
 - (C) How many different monomers of RNA are found in a eukaryotic cell?
 - (D) Do any known organisms function entirely without RNA?



38. The California grunion (*Leuresthes tenuis*) is a small marine fish that lives in shallow waters near the ocean shore. Grunions swim as far onto the beach as possible to mate and lay their eggs (spawn).

A researcher proposes that the spawning behavior takes place when the nighttime tides are highest during the month. Which of the following pieces of evidence would best support the researcher's claim?

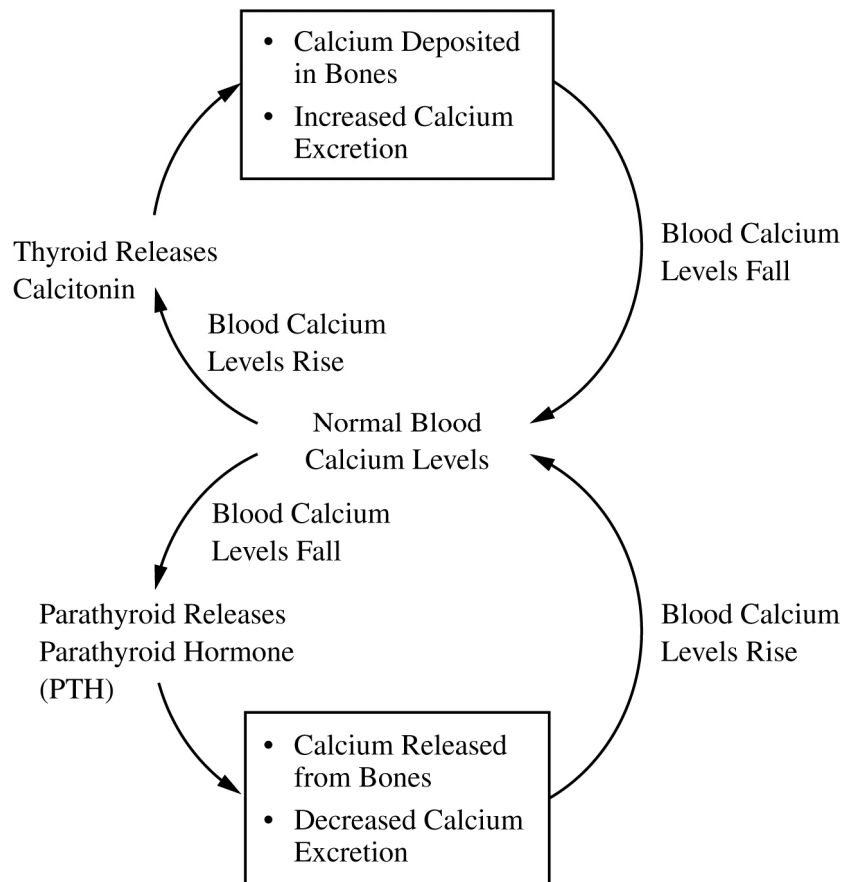
- (A) Grunion spawning occurs every two weeks during the spawning season.
- (B) Grunion spawning occurs when nighttime illumination levels are the lowest.
- (C) High tide occurs one time per lunar cycle.
- (D) The light intensity of the moon varies within the lunar cycle.



39. The vertebrate immune system consists of multiple types of cells that work together to protect the body from infections as well as from damaged cells. In the immune response represented above, antibodies are synthesized and secreted into the blood and the lymph. The diagram shows the interaction of macrophages, B cells, and helper T cells.

Which of the following correctly labels the cells depicted in the diagram?

	<u>Cell X</u>	<u>Cell Y</u>	<u>Cell Z</u>
(A)	B cells	Macrophages	Helper T cells
(B)	Macrophages	B cells	Helper T cells
(C)	Macrophages	Helper T cells	B cells
(D)	Helper T cells	B cells	Macrophages



40. The model shown in the figure represents the role of two hormones, calcitonin and parathyroid hormone (PTH), in maintaining normal blood calcium levels in humans. If a dietary change results in an increase in blood calcium concentration above normal levels, which of the following is the most likely effect on calcium homeostasis?

- (A) Calcitonin levels will decline, thus stimulating the release of PTH.
- (B) Calcitonin levels will rise, thus promoting the deposit of calcium into bones.
- (C) PTH levels will decline, thus stimulating the loss of calcium from bones.
- (D) PTH levels will increase, thus preventing the release of calcitonin.

41. Type 1 diabetes results from the destruction of insulin-producing cells in the pancreas. Individuals with type 1 diabetes produce insufficient amounts of insulin, a hormone that regulates the concentration of glucose in the blood.

Which of the following best explains how treatment with a drug that stimulates the production of insulin receptors on target cells will affect the insulin signaling pathway in an individual with type 1 diabetes?

- (A) The drug will have little or no effect on the signaling pathway because the receptors will not be activated in the absence of insulin.
- (B) The drug will have little or no effect on the signaling pathway because insulin receptors will not be allowed to enter the cells.
- (C) The drug will restore the function of the signaling pathway because insulin levels will return to normal.
- (D) The drug will restore the function of the signaling pathway because nonpancreatic cells will begin to produce insulin receptors.

42. Which of the following best explains how small molecules move between adjacent cells in a plant shoot?

- (A) The molecules are actively transported by motor proteins along the cytoskeleton.
- (B) The molecules pass freely through plasmodesmata, which are cytoplasmic strands connecting two cells.
- (C) The molecules are swept along in the extracellular fluid by cilia projecting from cell membranes.
- (D) The molecules bind reversibly to receptors on the cell membranes of xylem.

43. Which of the following is most likely to create genetic variation in a population?

- (A) RNA polymerase errors during transcription
- (B) Helicase failure to unwind DNA during DNA replication
- (C) DNA polymerase errors during replication
- (D) Misincorporation of amino acids by tRNA during translation

Questions 44-48

To investigate the influence of predation risk on ray behavior, a student observed and counted the large marine animals swimming in a shallow, nearshore section of a coral reef ecosystem. The time of each observation was recorded relative to the time of high tide. The student noted that at low tide, when the water level is low, many of the large animals are forced out of the study area and into the deeper waters of the outer reef. During high tides, when the water level is high, the large animals are able to reenter the study area.

Over a three-day period, the student observed a total of 604 individual rays belonging to three species: cowtail rays, giant shovelnose rays, and black stingrays. For each ray that was sighted, its body length was estimated and its status as either alone (ungrouped) or found with other rays (grouped) was noted. Occasionally, rays were observed sifting through the sandy substrate of the study area to capture food items such as molluscs and crustaceans. In one instance, an injured ray with bite marks that were likely sustained in a shark attack was sighted. In addition to the rays, the student observed lemon sharks ($n = 46$) and blacktip reef sharks ($n = 39$). The results of the study are presented in the figures below.

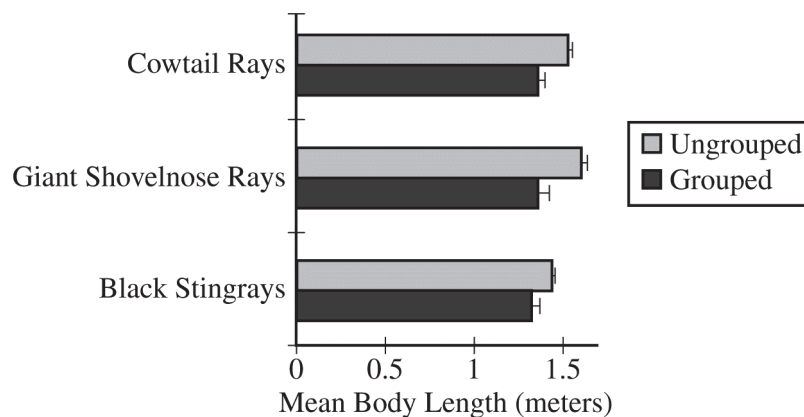


Figure 1. Comparison of mean body lengths of the grouped and ungrouped rays that were observed in a nearshore section of a coral reef ecosystem. Error bars represent $2SE_{\bar{x}}$.

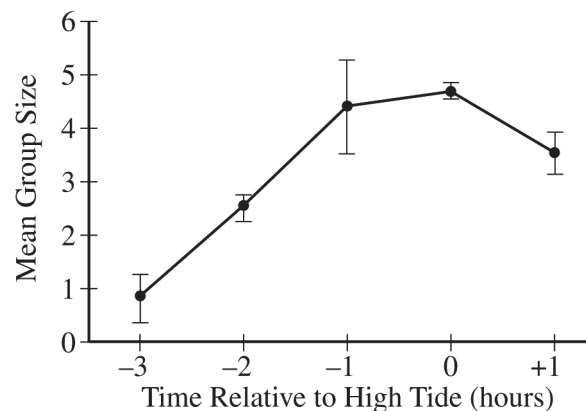


Figure 2. Mean numbers of rays per group in the study area at different stages of the tide cycle. High tide occurs at $T = 0$ hours.

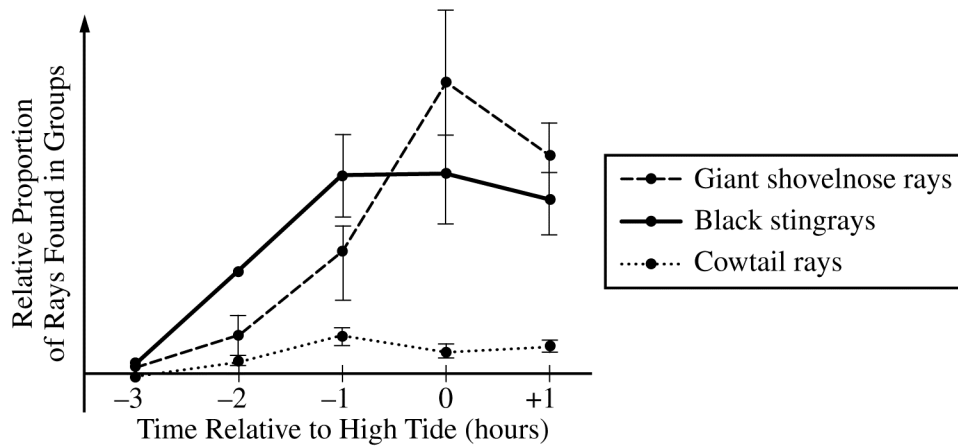


Figure 3. Relative proportions of rays in groups at different stages of the tide cycle for each of the three different populations. High tide occurs at T = 0 hours.

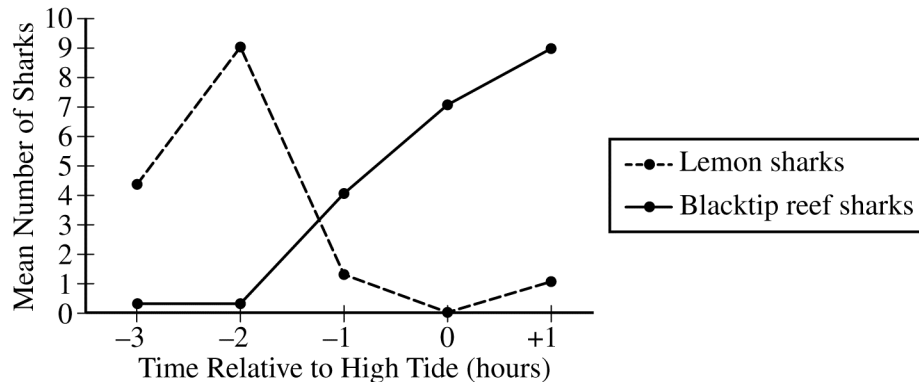


Figure 4. Mean numbers of lemon sharks and blacktip reef sharks in the study area at different stages of the tide cycle. High tide occurs at T = 0 hours.

44. Which of the following scientific claims about the survival strategies used by organisms in a coral reef ecosystem is best supported by the data presented in Figure 1 ?

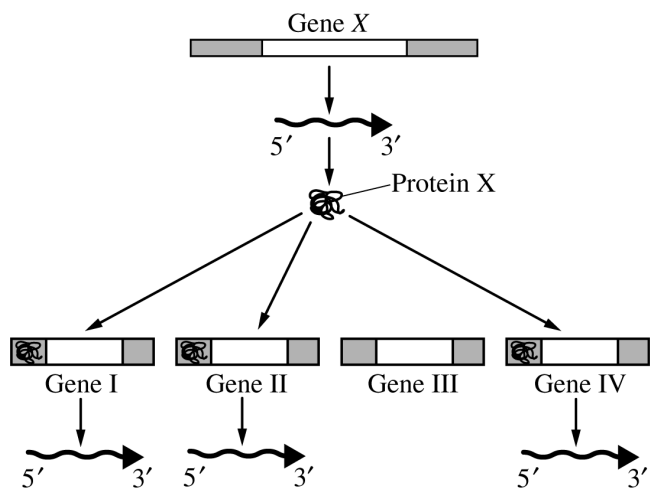
- (A) Smaller members of a vulnerable population are more likely to act collectively.
- (B) Smaller members of a vulnerable population are more likely to rely on defensive coloration.
- (C) Larger members of a vulnerable population are more likely to exhibit aggression.
- (D) Larger members of a vulnerable population are more likely to behave altruistically.

45. Based on the data presented in Figure 2, which of the following behavioral patterns do rays in a coral reef ecosystem typically exhibit three hours before high tide?

- (A) Group learning
- (B) Mate selection
- (C) Solitary foraging
- (D) Social interaction

46. Which of the following scientific claims about interacting populations of giant shovelnose rays and blacktip reef sharks is best supported by the results shown in Figures 3 and 4 ?
- (A) Some parasitic species cause significant changes in the behavior of their hosts.
 - (B) Some invasive species outcompete native species for limited resources.
 - (C) Some migratory species transmit infectious diseases to resident populations.
 - (D) Some prey species form protective groups in the presence of predators.
47. Which of the following best justifies the use of the study area to investigate how one species influences the behavior of another?
- (A) Black stingrays were present in the study area in the presence and absence of blacktip reef sharks.
 - (B) Giant shovelnose rays and cowtail rays spent long periods of time at rest while inside the study area.
 - (C) Natural barriers in the study area prevented lemon sharks from competing with blacktip reef sharks for limited resources.
 - (D) Cowtail rays in the study area formed groups at some stages of the tide cycle but remained alone at other stages.
48. Based on the results of the study, which of the following is the most likely connection between behavior and evolutionary fitness in a nearshore coral reef environment?
- (A) Rays that search for food alone at low tide typically grow to larger sizes than do rays that search for food in groups.
 - (B) Rays that join groups during rising tides are reproductively more successful than are rays that do not join groups.
 - (C) Rays that swim far from shore at high tide often encounter a greater variety of species than do rays that remain near the shore.
 - (D) Rays that roam across large distances during falling tides become stronger swimmers than do rays that spend more time at rest.

49. Phenotype is determined, in part, by which genes are expressed. The diagram below illustrates how the product of gene *X* regulates the expression of other genes.



Which of the following statements best explains how protein X regulates gene expression?

- (A) Protein X is responsible for processing pre-mRNA.
- (B) Protein X is responsible for activating transcription of some genes but not others.
- (C) Protein X is a member of some cytoplasmic protein complexes but not others.
- (D) Protein X causes specific base-pair changes to produce new alleles.

50. Two types of cholesterol transport proteins, low-density lipoproteins (LDL) and high-density lipoproteins (HDL), bind to cholesterol and carry it through the bloodstream. Familial hypercholesterolemia (FH) is characterized by high cholesterol levels in the blood, which can lead to cardiovascular disease.

FH is associated with a loss-of-function mutation of a gene that encodes LDL receptors in liver cells. Individuals who are heterozygous produce lower-than-normal amounts of the LDL receptors, and individuals who are homozygous for the mutant allele have no LDL receptor function.

Individuals with FH can be treated with drugs that result in increased production of LDL receptors in liver cells. Which of the following best explains the observation that the drugs can effectively control blood cholesterol levels in individuals who are heterozygous but are not effective in individuals homozygous for the mutant allele?

- (A) The drugs repair the mutant allele by copying the wild-type allele.
- (B) The drugs prevent cholesterol from entering the liver cells in individuals who are heterozygous but not in individuals who are homozygous for the mutant allele.
- (C) Cholesterol molecules primarily bind to HDL receptors in individuals with FH.
- (D) There must be at least one copy of the wild-type LDL receptor allele to produce functional LDL receptors.

51. Which of the following groups of cellular components are found in eukaryotic cells but not prokaryotic cells?

- (A) Ribosomes, a nucleus, and chloroplasts
- (B) Circular chromosomes, mitochondria, and an endoplasmic reticulum
- (C) A nucleus, ribosomes, and cell walls
- (D) An endoplasmic reticulum, mitochondria, and a nucleus

52. If an individual with diabetes consumes food that is high in simple carbohydrates, blood-sugar levels can rise above normal levels. Which of the following questions would provide the best direction for a researcher who wanted to study the impact of abnormally high blood-sugar levels on cellular homeostasis in diabetics?

- (A) Are cells in diabetics larger in size than those in nondiabetics?
- (B) Do the cells in diabetics have more potassium ion channels in the cell membrane than the cells in nondiabetics do?
- (C) Does water move from cells into blood vessels more rapidly in diabetics than in nondiabetics when blood-sugar levels are higher than normal?
- (D) Do the cells of diabetics use simple sugars as an energy source?

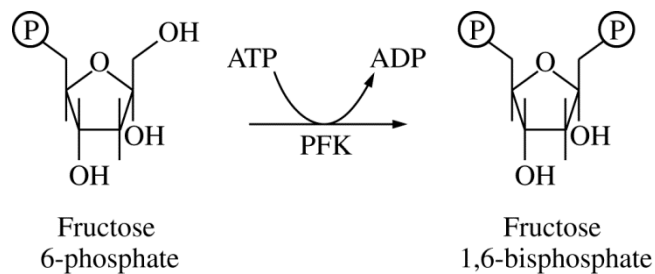


Figure 1. Reaction catalyzed by phosphofructokinase (PFK) during glycolysis

53. Phosphofructokinase (PFK) is an enzyme that catalyzes the conversion of fructose 6-phosphate to fructose 1,6-bisphosphate during glycolysis, as represented in Figure 1.

PFK can be allosterically inhibited by ATP at high concentrations. Which of the following is the benefit of regulating glycolysis by the concentration of ATP?

- (A) Glycolysis proceeds when the intracellular concentration of ATP is low, which provides ATP to drive cellular reactions.
- (B) Glycolysis proceeds when the intracellular concentration of ATP is high and the cell stores ATP for future use.
- (C) Glycolysis is inhibited when the intracellular concentration of ATP is low because PFK requires ATP as a substrate for the reaction it catalyzes.
- (D) Glycolysis is inhibited when the intracellular concentration of ATP is high because ATP will compete with fructose 1,6-bisphosphate for binding to the active site on the enzyme.

Directions: The next five questions, numbered 121–125, require numeric answers. Determine the correct answer for each question and enter it in the grid on page 3 of the answer sheet. Use the following guidelines for entering your answers.

- Start your answer in any column, space permitting. Unused columns should be left blank.
- Write your answer in the boxes at the top of the grid and fill in the corresponding circles. Mark only one circle in any column. You will receive credit only if the circles are filled in completely.
- Provide your answer in the format specified by the question. The requested answer may be a negative sign, an integer, a decimal, or a fraction, and it may have a negative value.
- To enter a fraction, use one of the division slashes to separate the numerator from the denominator, as shown in the example below. Fractions only need to be reduced enough to fit in the grid.
- Do not enter a mixed number, as this will be scored as a fraction. For example, 2 1/2 (two and one-half) will be scored as 21/2 (twenty-one halves).

Integer answer: 5024
(either position is correct)

	5	0	2	4	
⊖	.	/	/	/	.
0	●	0	0	0	
1	1	1	1	1	
2	2	●	2	2	
3	3	3	3	3	
4	4	4	●	4	
5	●	5	5	5	
6	6	6	6	6	
7	7	7	7	7	
8	8	8	8	8	
9	9	9	9	9	

Decimal answer:
–4.13

–		4	.	1	3
●	.	/	/	/	.
0	0	0	0	0	
1	1	1	●	1	
2	2	2	2	2	
3	3	3	3	●	
4	●	4	4	4	
5	5	5	5	5	
6	6	6	6	6	
7	7	7	7	7	
8	8	8	8	8	
9	9	9	9	9	

Fraction answer: –2/10
(does not have to be reduced)

–		2	/	1	0
●	.	/	●	/	.
0	0	0	0	0	●
1	1	1	●	1	
2	●	2	2	2	
3	3	3	3	3	
4	4	4	4	4	
5	5	5	5	5	
6	6	6	6	6	
7	7	7	7	7	
8	8	8	8	8	
9	9	9	9	9	

GO ON TO THE NEXT PAGE.

121. In a particular variety of corn, kernel color is controlled by a single gene with two alleles. The dominant allele results in purple kernels, and the recessive allele results in yellow kernels. A single corn cob may contain hundreds of individual kernels, each of which is the result of a separate fertilization event. Predict the frequency of yellow kernels that result from a cross between two heterozygous plants. Enter your response as a fraction or a decimal to the nearest hundredth.

P = Purple
p = yellow

	P	p
P	PP	Pp
p	PP	pp

$$1/4 = 0.25$$

122. In a certain plant species, a single gene controls the expression of flower color. The gene has two alleles: a dominant allele (*B*) associated with dark-blue flowers and a recessive allele (*b*) associated with light-blue flowers. A researcher is investigating flower-color allele frequencies in a population of the plants. Of the 910 plants in the population, the researcher observes that 347 have light-blue flowers.

Predict the number of plants in the population that would be expected to have the *Bb* genotype if the population were in Hardy-Weinberg equilibrium. Give your answer to the nearest whole number.

(p) B = dark blue
(q) b = light blue

$$q^2 = 347/910 = 0.381$$

$$q = \sqrt{0.381} = 0.617$$

$$p = 0.383$$

$$\begin{aligned} 2pq &= 2(0.383)(0.617) \\ &= 2(0.236) \\ &= 0.472 \end{aligned}$$

$$Bb = 910 \times 0.472 = 430.08 = \underline{430}$$

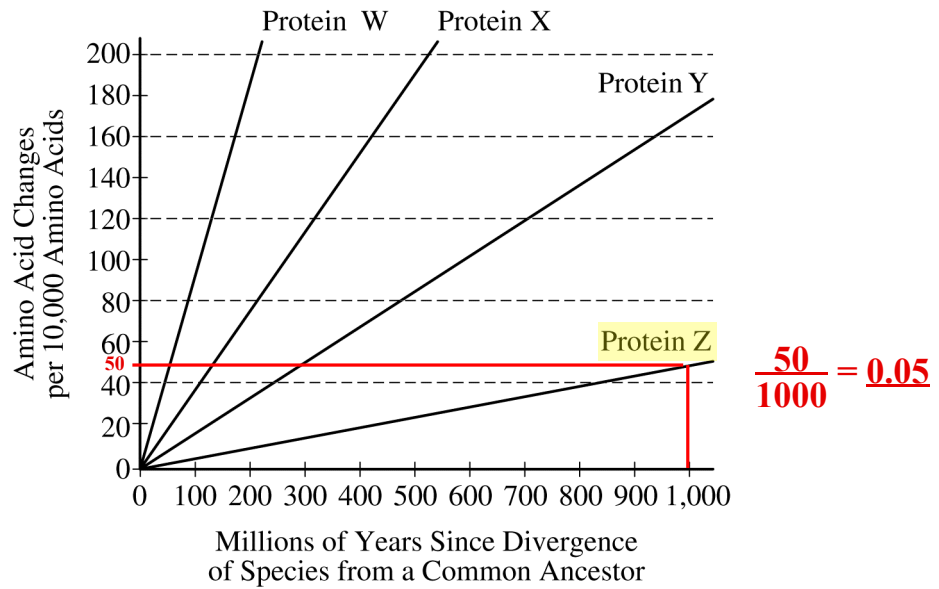
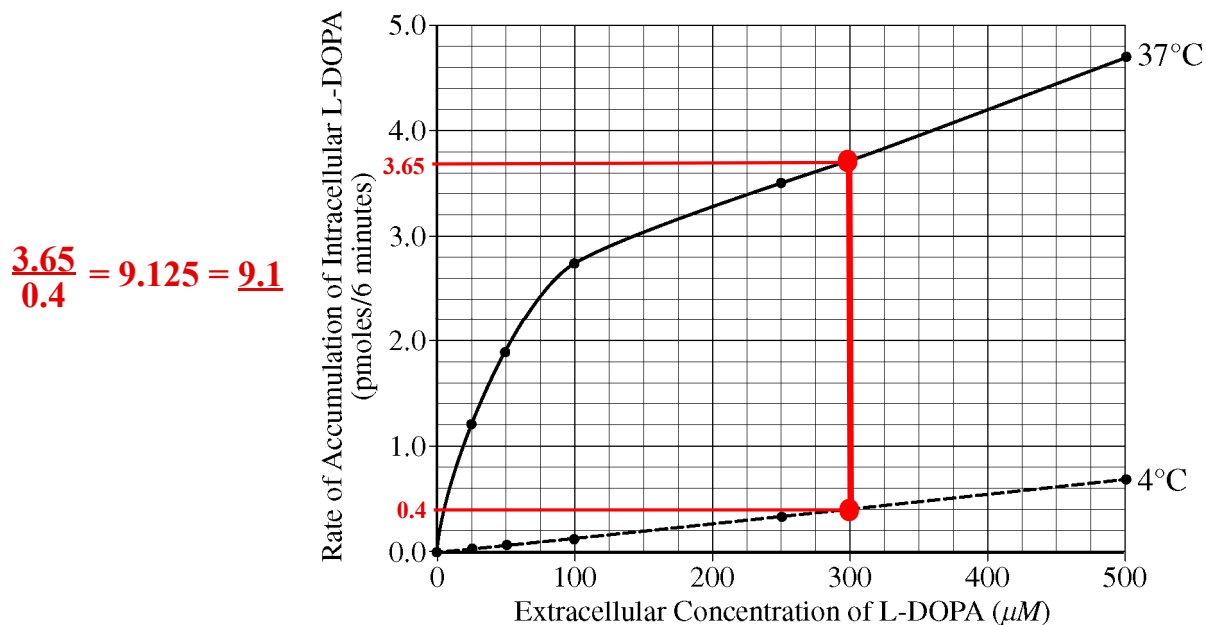


Figure 1. The rate of amino acid sequence divergence of proteins

123. Based on the data in Figure 1, calculate the rate of change in the amino acid sequence of the most highly conserved protein among the four proteins shown. Record your answer as the number of amino acid changes per 10,000 amino acids per 1 million years. Give your answer to the nearest hundredth.

124. Cultured hamster cells were incubated in the presence of different concentrations of extracellular L-DOPA, an organic compound that plays a role in regulating cellular functions. After 6 minutes, the amounts of L-DOPA that had accumulated inside the cells were determined. The rate of accumulation of intracellular L-DOPA was measured at two different temperatures, and the results are provided in the graph below.

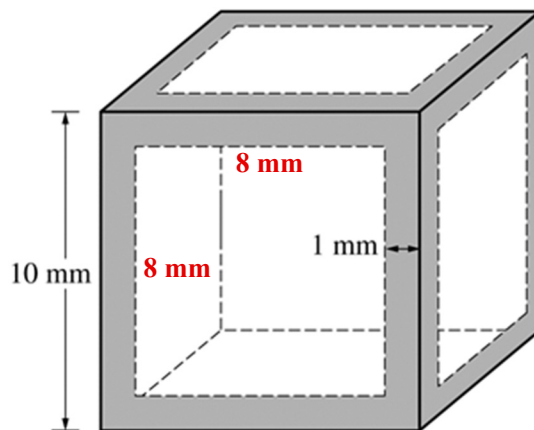


According to the information in the graph, when the extracellular concentration of L-DOPA was $300 \mu M$, how many times faster was the rate of L-DOPA accumulation at $37^\circ C$ compared to the rate at $4^\circ C$? Give your answer to one decimal place.

$$V = s^3$$

$$V = (8)^3$$

$$V = \underline{512}$$



125. The diagram above represents the outline of a potato cube that has been completely submerged in a purple dye overnight. The purple dye has penetrated 1 mm on each side, as indicated by the shading in the diagram.

Calculate the volume of the unpenetrated portion of the cube. Give your answer in cubic millimeters to the nearest whole number.